Mortality

This report includes estimates on adult, maternal and child mortality, comparing the results of the latest Cambodia Demographic and Health Survey (CHDS) 2021-22 with previous editions.

The CDHS 2021-22 demonstrates significant progress in reducing the Maternal Mortality Ratio (MMR) from 2000 to 2021. In 2010 and 2014, the value for the MMR was already below the expected Millenium Development Goals (MDG).

However, the statistical analysis shows that the values from the last 3 rounds (2010, 2014 and 2021-22) are not confidently different. This could be related to the difficulty of measuring maternal mortality through the survey methods but could also indicate a slowdown in progress to reduce maternal mortality.

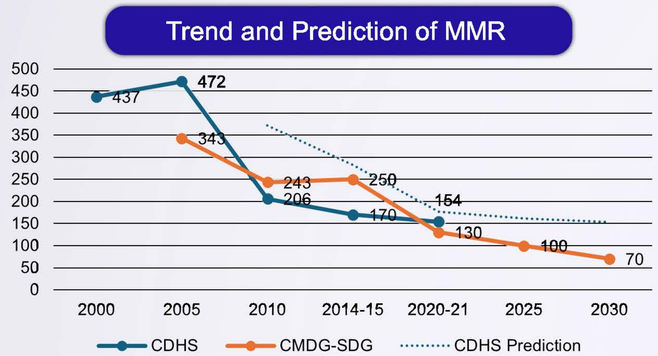

Uding the available information from the CDHS and based on statistical models, Cambodia will not reach its Sustainable Development Goal (SDG) of reducing maternal mortality to 70 maternal deaths per 100,000 live births by 2030.

Regarding mortality in children, the neonatal mortality rate has come down substantially from 37 deaths per 1,000 live births in 2000 to 8 deaths per 1,000 live births in 2021, the infant mortality rate (IMR) reduced from 95 deaths per 1,000 live births in 2000 to 12 deaths per 1,000 live births in 2021, and the under-5 mortality (U5MR) from 124 deaths per 1,000 live births to 16 deaths per 1,000 live births in 2021-22. All this means that Cambodia's SDG target for infant mortality, of 12 deaths per 1,000 live births, has been met ten years in advance of the expected date (2030).

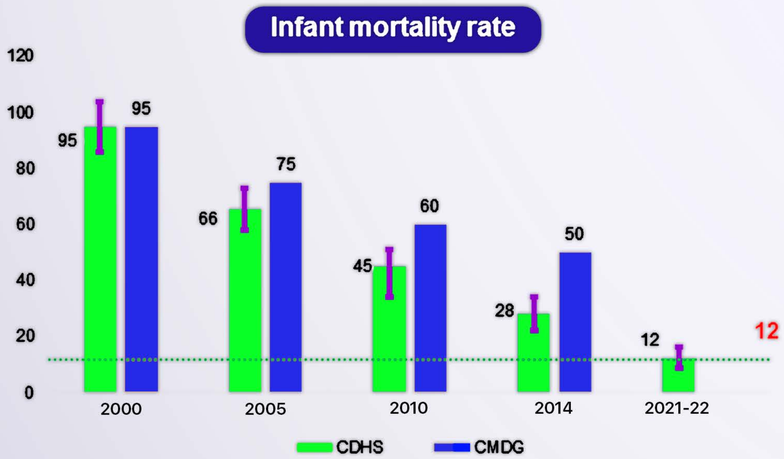

When examining mortality rates by place of residence, there is a little change over time in how provinces are performing, with some places like Phnom Penh, consistently exhibiting the lowest under-5 mortality rates, while others like Ratanak Kiri and Mondul Kiri continue to have the highest mortality rates.

The absence of regular sources of data for Vital Statistics in Cambodia makes difficult the monitoring and evaluation of mortality. The Ministry of Interior, Ministry of Health and Ministry of Planning continue to collaborate for strengthening and improving civil registry and vital statistics (CRVS) systems in Cambodia. The three ministries are working to collect data through the CRVS system on number of births, deaths (including fetal deaths) and cause of death. The level of detail these data can contain, down to the lowest level of geographical administrative areas, are powerful for informing and taking action on program interventions from national to the sub-national level, to allow for national and international comparability, and also for evaluation of the census and survey results.

Fertility and Reproductive Health

This report provides a comprehensive analysis and comparison of the Total Fertility Rate (TFR) and related indicators of women in reproductive age (15-49 years) from the results of the latest Cambodia Demographic and Health Survey (CHDS) 2021-22 and previous editions.

The Total Fertility Tate (TFR) for the 3 years preceding the survey was 2.7 (2.4 in urban areas and 3.0 in rural areas). In 2005, the TFR was 3.4, showing a decline of almost one child (0.7) to 2021-22. This means that on average, women in Cambodia are having less children through their lifetime.

Age-specific fertility rates for the 3 years preceding the survey, by residence, Cambodia DHS 2021-22

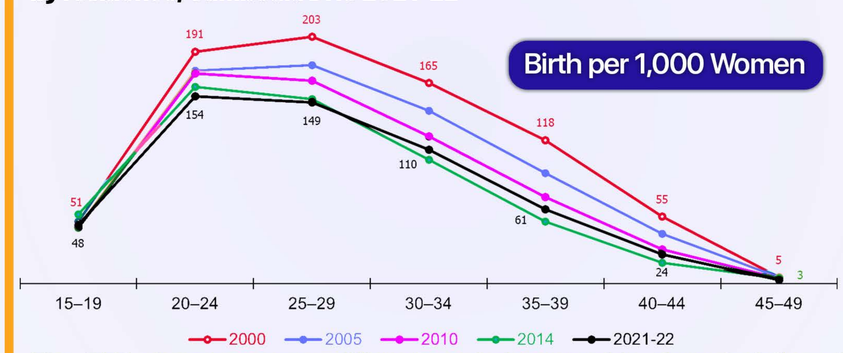

The TFR changes across different sociodemographic characteristics of women. Of note, the TFR declines with increasing education, from 3.4 children among women with no formal education to 2.4 children among those with more than a secondary education. The TFR also differs by household wealth, from 3.5 children among women in the lowest wealth quintile to 2.2 children among those in the highest wealth quintile.

The percentage of women aged 15–19 that have ever been pregnant declined from 12% in 2014 to 9% in 2021-22. However, teenage pregnancy greatly differs on socioeconomic characteristics. For example, teenage pregnancy is less common in the wealthiest households, 4%, compared with 16% of teenagers in the lowest wealth quintile. The percentage of women aged 15-19 who have ever been pregnant increased from 7.8% in 2005 to 12.0% in 2014 and then declined to 9% in 2021-2022

Percentage of women aged 15-19 who have ever been pregnant, Cambodia DHS 2005-2021-22

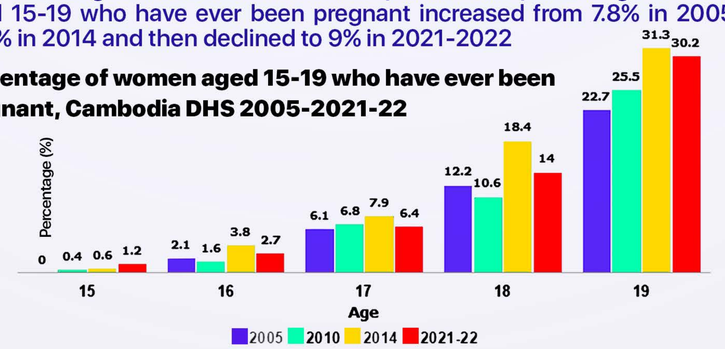

Overall, 62% of married women aged 15-49 years used contraceptives in 2021-22, almost half (45%) used a modern method and 17% used a traditional method. In addition, 12% of currently married women aged 15-49 have an unmet demand for family planning.

Regarding pregnancy health, 84% of women received postnatal care in the first two days after delivery, with 60% receiving care within four hours after delivery. In both urban and rural areas, the percentage of women who received health check-up four hours after the first delivery was high.

The report includes more indicators and further breakdowns of the indicators described above, providing valuable information in revising the population projections and providing a landscape to understand the future needs for health care and social programs among women in reproductive age.

Domestic Violence

This report is a secondary analysis of the 2021-22 Domestic Violence module of the Cambodia's Demographic and Health Survey (CDHS), including an analysis of trends of intimate partner violence (IPV), using data from 2000, 2005, 2014 and 2021-22 surveys.

The percentage of women aged 15-49 ever married who experienced physical, sexual, emotional or economic violence from their intimate partner or spouse in their lifetime decreased from 29% in 2014 to 21% in 2021.

In 2021-22 fewer women (37%) compared to 2014 (50%), and fewer men (16% compared to 26%) from the 15-49 age group agreed that the husband is justified to hit his wife under one or more specific circumstances.

Younger women or girls (33%) and women in urban areas (27%) are less likely to tolerate violence than older women (45%) and women in rural areas (27%). Younger men or boys have similar tolerance to older men (17% vs 21%) but men in urban areas are less likely to tolerate violence when compared to rural areas (12% vs 20%).

Divorced/separated women were more likely to report experiencing violence, prompting the question of whether these experiences served as a catalyst for ending their intimate relationships or if the absence of their partner empowered them to speak openly about the violence they endured.

% of ever-partnered women who have experienced violence

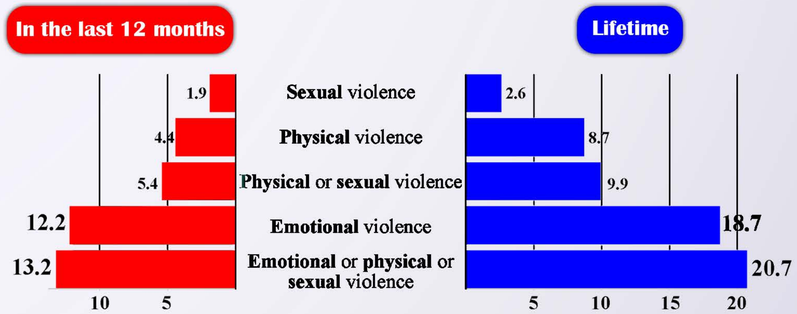

Half (49.5%) of ever-partnered women aged 15-49, had often experienced violence when their partners got drunk. In addition, the most common risk factors of emotional, physical or emotional violence were the high numbers of controlling behaviors by husband or intimate partner at 90.2%.

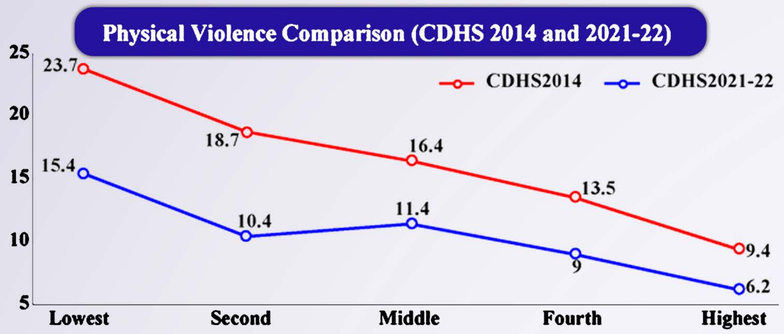

The lifetime prevalence rates of women experiencing any intimate partner physical violence at the highest wealth quintile in 2021-22 decreased to 6.2% from 9.4% in 2014. Similarly, the prevalence rate at the lowest quintile was valued at 15.4% compared with 23.7% in 2014. Although both rates went down, they show a substantial variation between wealth quintiles.

In general, there has been a noteworthy decrease in the percentage of Cambodian women who have endured spousal or intimate physical, sexual, emotional or economic violence over the period of 2014 to 2021, both in her lifetime and in the last 12 months. The Government of Cambodia has made a great effort to reduce violence against women and girls, nevertheless, many challenges remain.

Further Data Analysis Three Reports from the Cambodia Demographic and Health Survey 2021-22, (1) Mortality, (2) Domestic Violence and (3) Fertility and Reproductive Health was implemented and developed by the National Institute of Statistics (NIS) in collaboration with the Ministry of Health and Ministry of Women's Affairs. Vital Strategies provided technical assistance and support training in data analysis for the technical team from the three ministries as stated above.

For Additional information about the three themed reports may be obtained from the National Institute of Statistics, 386 Monivong Boulevard, Sangkat Beong Keng Kang 1, Chamkar Mon, Phnom Penh, Cambodia; Telephone: (855) 23–213650; E-mail: info@nis.gov.kh; or at www.nis.gov.kh

@CDHS2021_22

Ministry of Planning

Bloomberg Philanthropies

DATA FOR HEALTH INITIATIVE

Vital Strategies

KINGDOM OF CAMBODIA
Nation Religion King

Further Data Analysis Report From the Cambodia Demographic and Health Survey 2021-2022

National Institute of Statistics of Ministry of Planning in collaboration with Ministry of Health, Ministry of Women's Affairs led the development of three secondary reports that analyze in more detail the data available from the Cambodian Demographic and Health Survey

The three reports cover related to health topics in Cambodia:

1. Mortality
2. Domestic Violence
3. Fertility and Reproductive Health

@CDHS2021_22

Ministry of Planning
Bloomberg Philanthropies
DATA FOR HEALTH INITIATIVE
Vital Strategies